

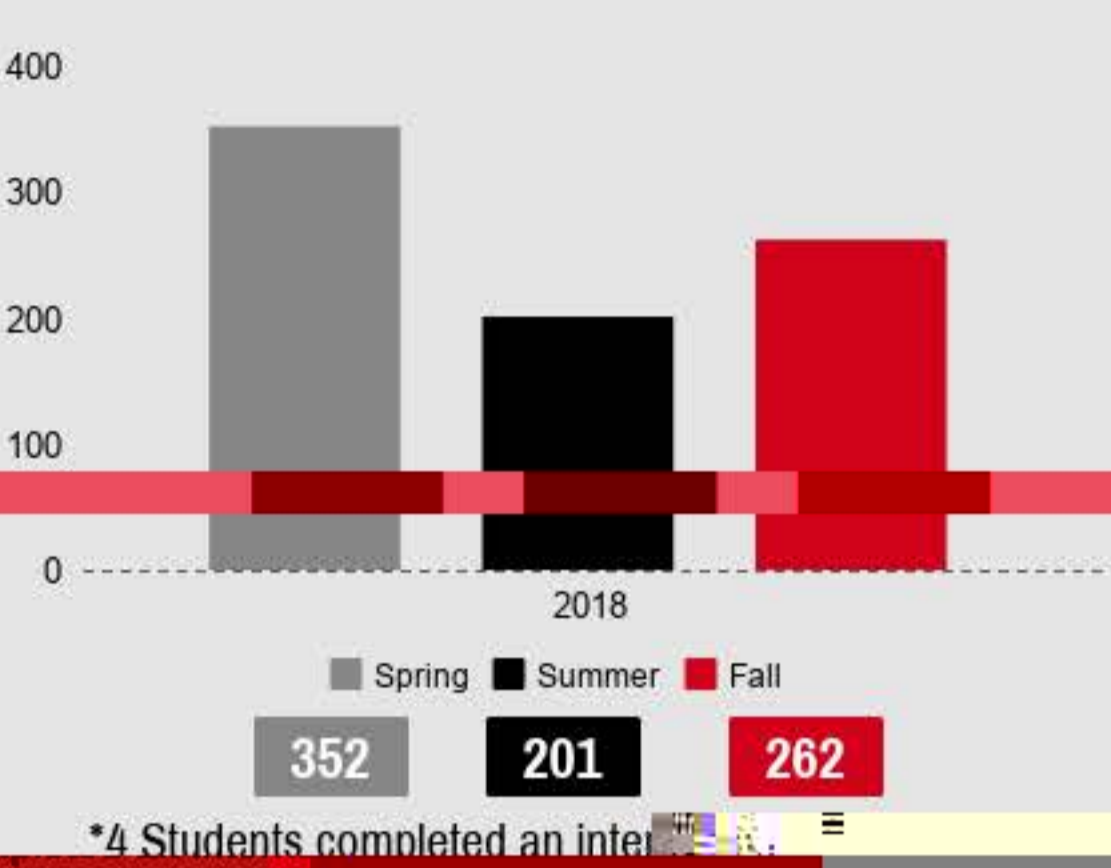
THE UNIVERSITY OF TAMPA

2018 INTERNSHIP REPORT

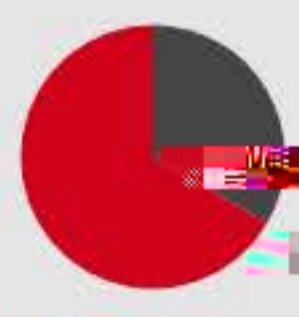
EXECUTIVE SUMMARY

- 815 Internships completed for credit
- 4,400+ Internships posted on Handshake

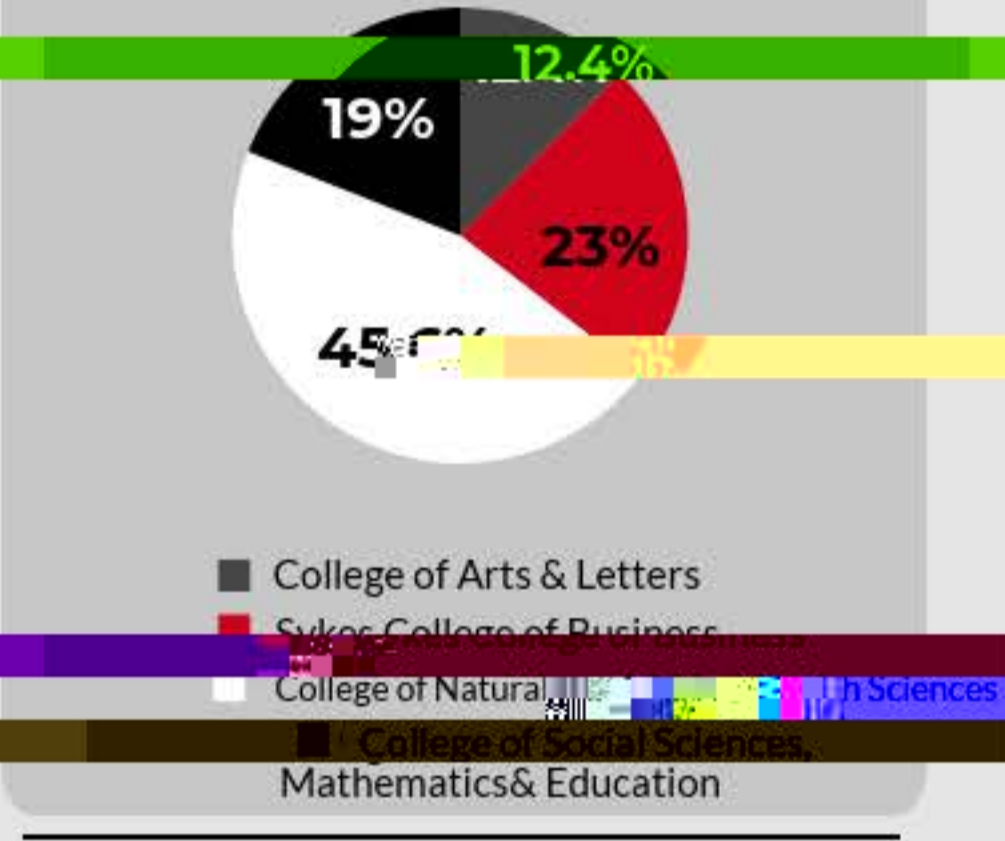
2018 Internships Completed for Academic Credit by Semester



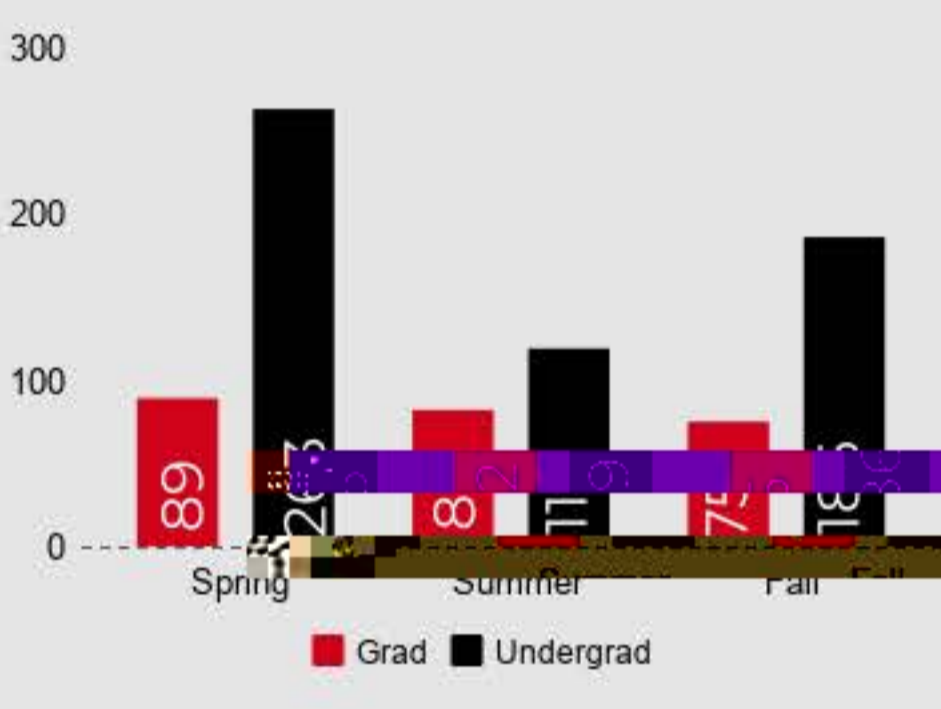
Grad vs. Undergrad Internships Completed for Academic Credit



Internship Completed for Academic Credit by College



Grad vs. Undergrad Internships Completed for Academic Credit



College of Arts and Letters

- ADPR: 32.6%
- COM: 23.9%
- IOJOB: 14.1%
- FMA: 13.0%
- GRD: 5.4%
- MUSE: 4.3%
- WRI: 2.2%
- NA: 2.2%
- PRC: 1.1%
- ENG: 1.1%

Top 5 Majors Represented

- Sports Management: 121
- Public Health: 77
- Education & Leadership: 75
- Masters in Business Admin.: 73
- Criminology: 65

Sykes College of Business

- MBA: 42.1%
- MKT: 12.3%
- ACC: 5.1%
- FNT: 7.6%
- MGT: 5.5%
- ECO: 3.3%

College of Natural Health Sciences

- SPM: 37.6%
- PUH: 22.3%
- ENS: 11.5%
- HUP: 11.2%
- ATT: 11.7%
- MSP: 3.3%
- BIO: 2.4%
- ENV: .3%



64%



36%

Female vs. Male Students that Completed an Internship For Credit

College of Social Sciences, Mathematics, and Education

- EDI: 53.2%
- IDI: 9.2%
- SOC: 8.5%
- PSY: 7.8%
- CRP: 7.6%
- FED: 4.8%
- CWA: 5.5%
- HIS: 2.8%
- PSC: 2.7%
- SECB: 1.7%